



Vehicle Gateway

CBL-VG-CRCR-Y1

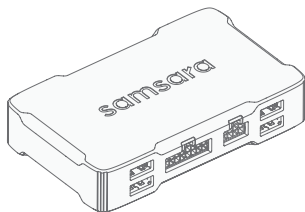
INSTALL GUIDE

GUIDE D'INSTALLATION

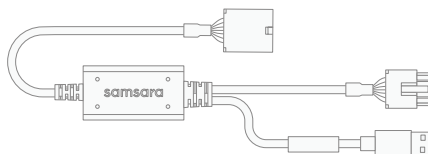
GUÍA DE INSTALACIÓN

samsara.com/support

DRAFT



1x



1x

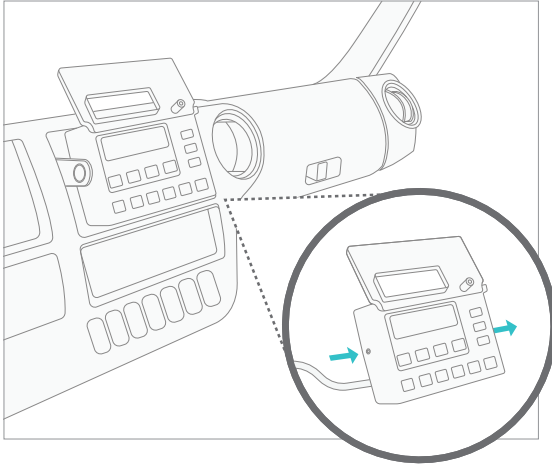


2x



2x

1



EN

Locate the reefer control panel that is usually located on the dashboard.

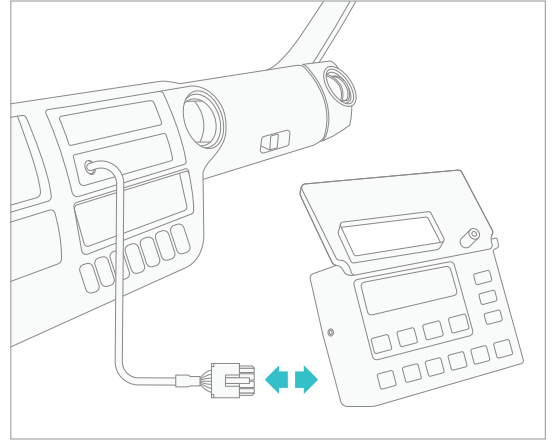
FR

TEXT

ES

TEXT

2



EN

Disconnect the reefer cable from the control panel.

FR

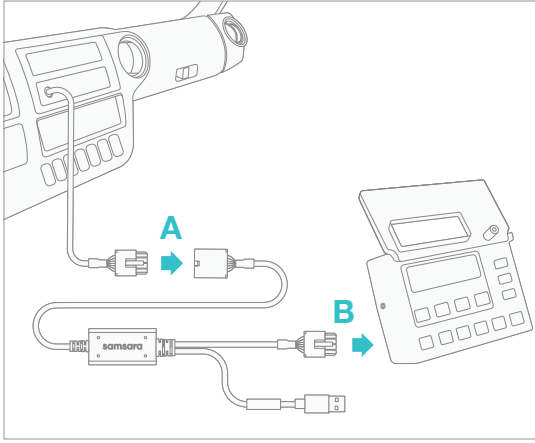
TEXT

ES

TEXT

DRAFT

3



EN

Connect the Samsara cable **(A)** to the reefer cable and **(B)** to the control panel.

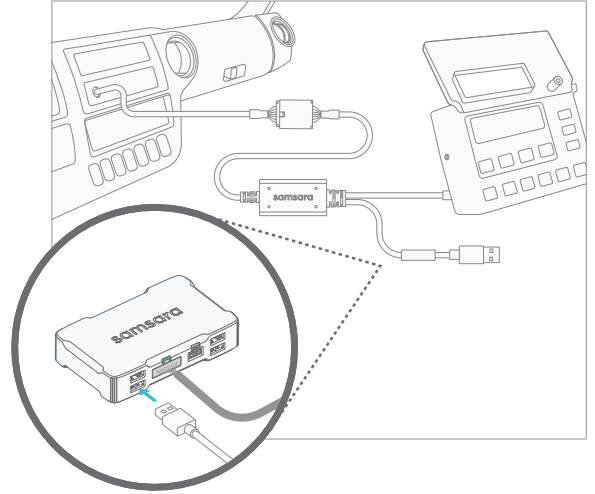
FR

TEXT

ES

TEXT

4



EN

Connect the USB on Samsara cable to the gateway.

FR

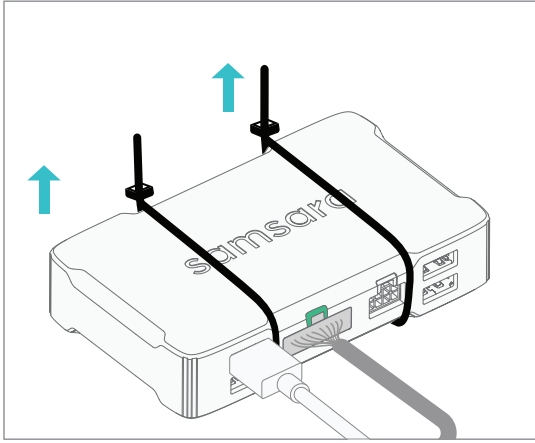
TEXT

ES

TEXT

DRAFT

5



EN

Fasten connected gateway in a secure position. Verify the gateway indicator light turns green, this could take 1-3 minutes.

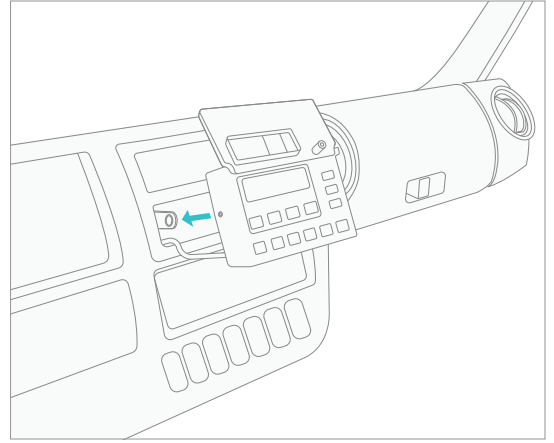
FR

TEXT

ES

TEXT

6



EN

Mount the control panel back onto the vehicle dashboard.

FR

TEXT

ES

TEXT

DRAFT