



DOT Instruction Sheet

This instruction sheet is required to be kept on board and available to present during inspections per FMCSA 49 CFR § 395.15(g) & 395.22(h).

Manufacturer's Certification of ELD Registration & Compliance

This document, provided by Samsara, certifies that the Samsara ELD is a registered ELD with the Federal Motor Carrier Safety Administration (FMCSA) and is compliant with FMCSA ELD technical regulations specified in 49 CFR § 395.

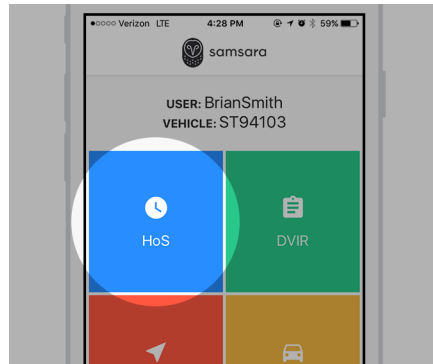


The Samsara ELD is a registered ELD with the Federal Motor Carrier Safety Administration (FMCSA). It plugs into the diagnostic port in a vehicle and integrally synchronizes with the vehicle engine. Drivers are not able to edit automatically-recorded driving time.

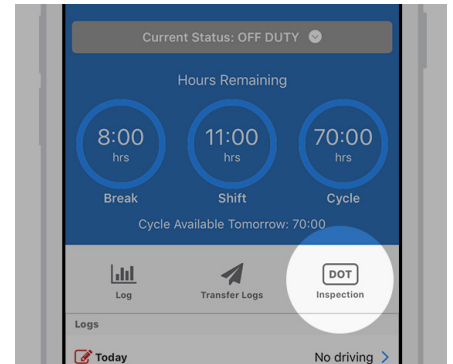
The Samsara Driver App allows drivers to view and interact with their logs via a smartphone or tablet. The app's DOT Inspection Mode enables officials to review and transfer hours of service logs.

Inspecting Hours of Service Logs

1. Open the Samsara Driver App and tap the **HoS** icon.

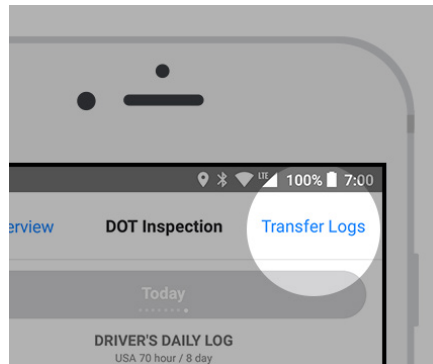


2. Tap the **DOT Inspection** icon.

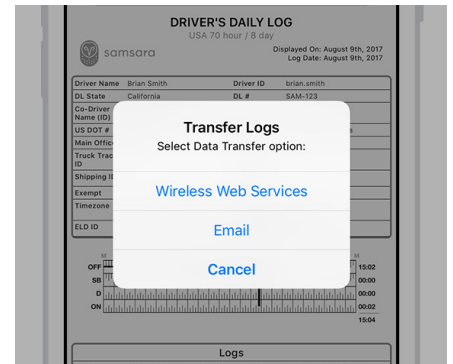


Transferring Hours of Service Logs

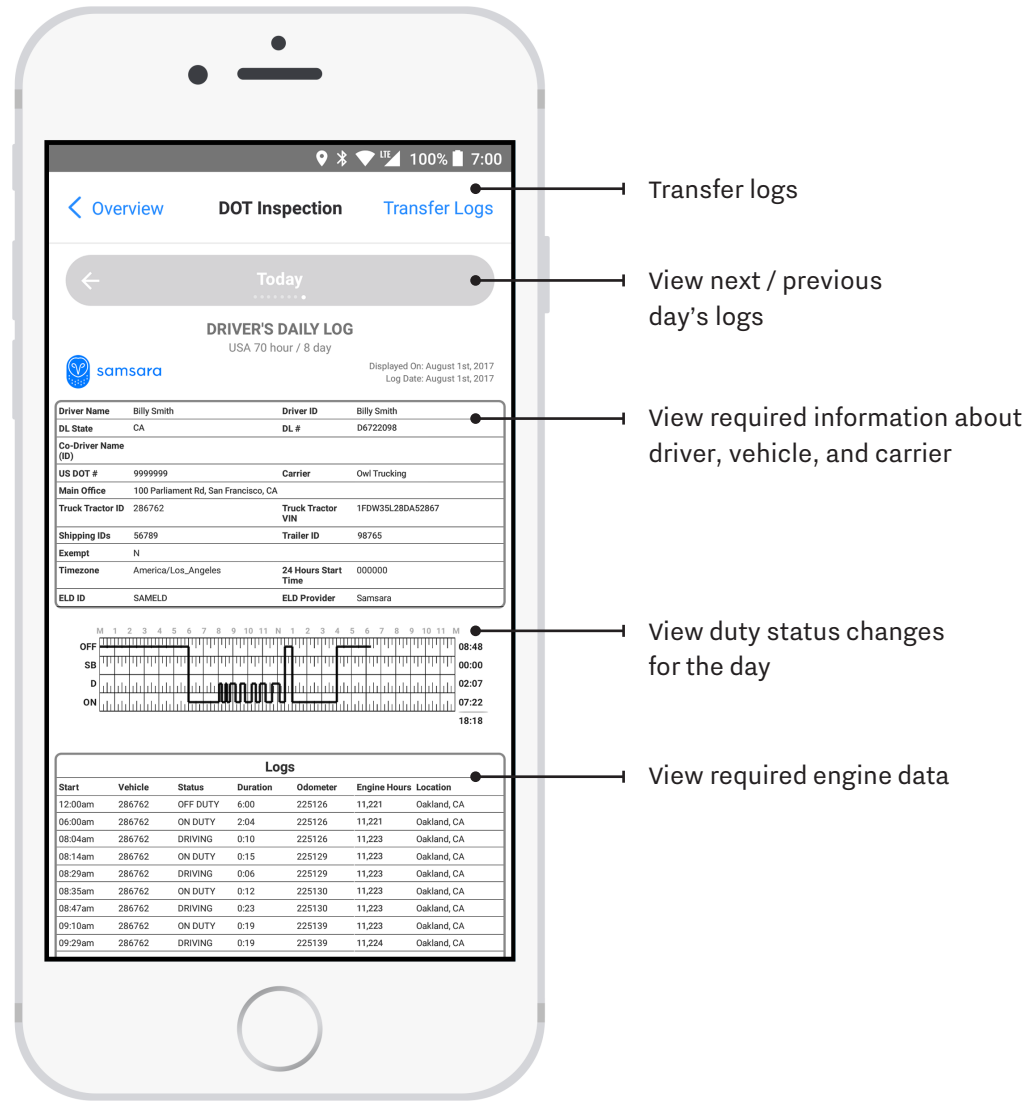
1. From the **DOT Inspection** screen, tap **Transfer Logs**.



2. Select **Wireless Web Services** or **Email** to send official logs.



DOT Inspection Mode Interface



ELD Malfunction Reporting Requirements & Recordkeeping Procedures

Driver

In the event of an ELD Malfunction, drivers are required to:

1. Provide written notice to the carrier within 24 hours.
2. Have available accurate electronic or paper logs for the current 24-hour period and the previous 7 days.
3. Continue forward with manually prepared RODS for no more than 8 days.

Carrier

In the event of an ELD Malfunction, carriers are required to:

1. Repair or replace the malfunctioning ELD within 8 days of discovering the condition.
2. Require the driver to maintain paper RODS until the ELD is back in service.